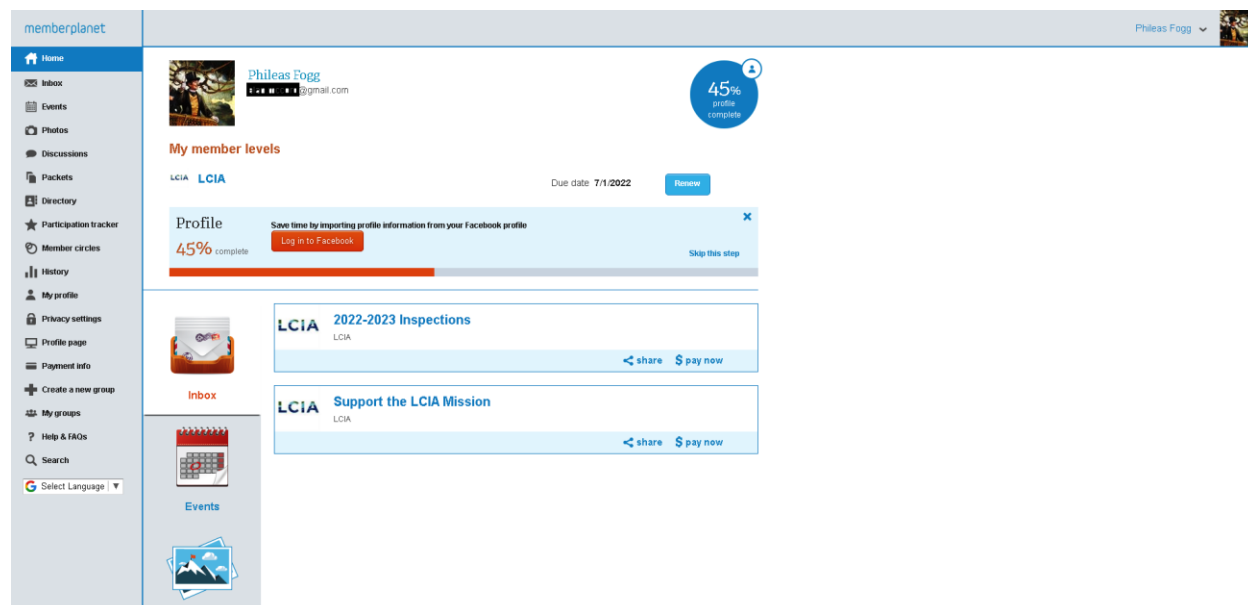


Member Management System Renewing Your LCIA Membership Draft of April 16, 2022

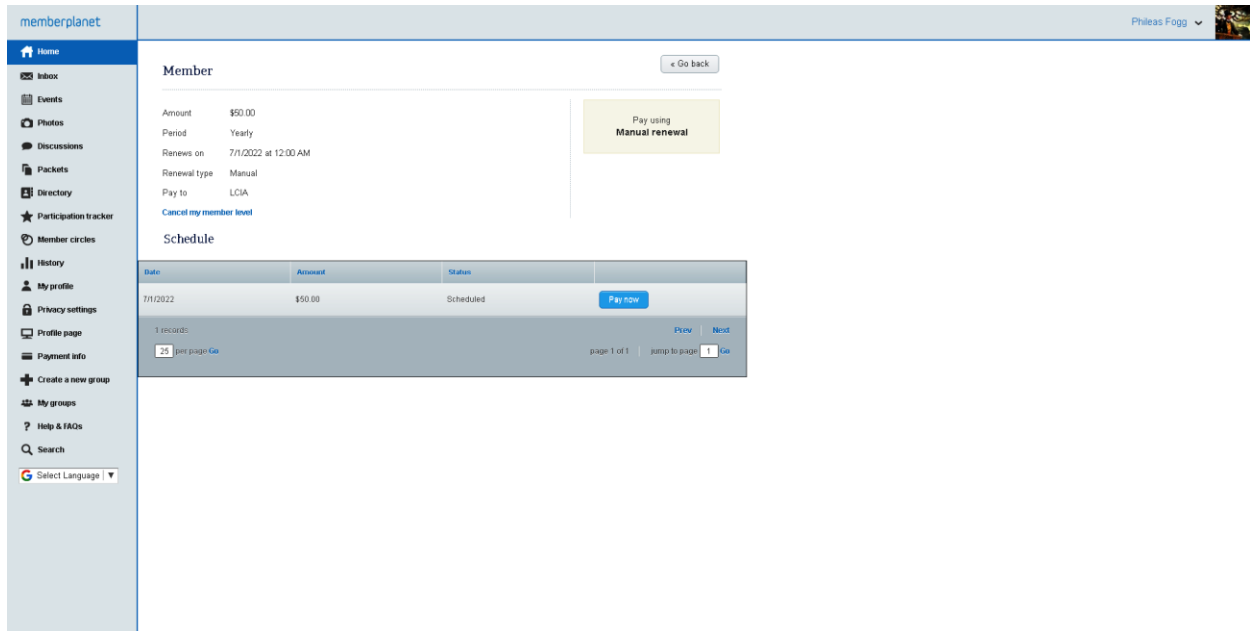
LCIA memberships run for a one-year period from the date of your initial membership. Existing members migrated to the Member Management System in 2022 have a membership expiration date of July 1. Memberships are renewed for a one-year period after their current expiration date, so you can renew at any time without any financial penalty.

Members will receive a membership renewal message about one month ahead of their expiration date.

To renew your membership, simply log in to the Member Management System. From your Home Page, click on the “Renew” button to proceed.



This is the “shopping cart” where your membership renewal will appear. Simply click on the “Pay Now” button to continue to the payment screen.



memberplanet Phileas Fogg

Member Go back

Amount \$50.00
Period Yearly
Renews on 7/1/2022 at 12:00 AM
Renewal type Manual
Pay to LCIA
[Cancel my member level](#)

Pay using **Manual renewal**

Schedule

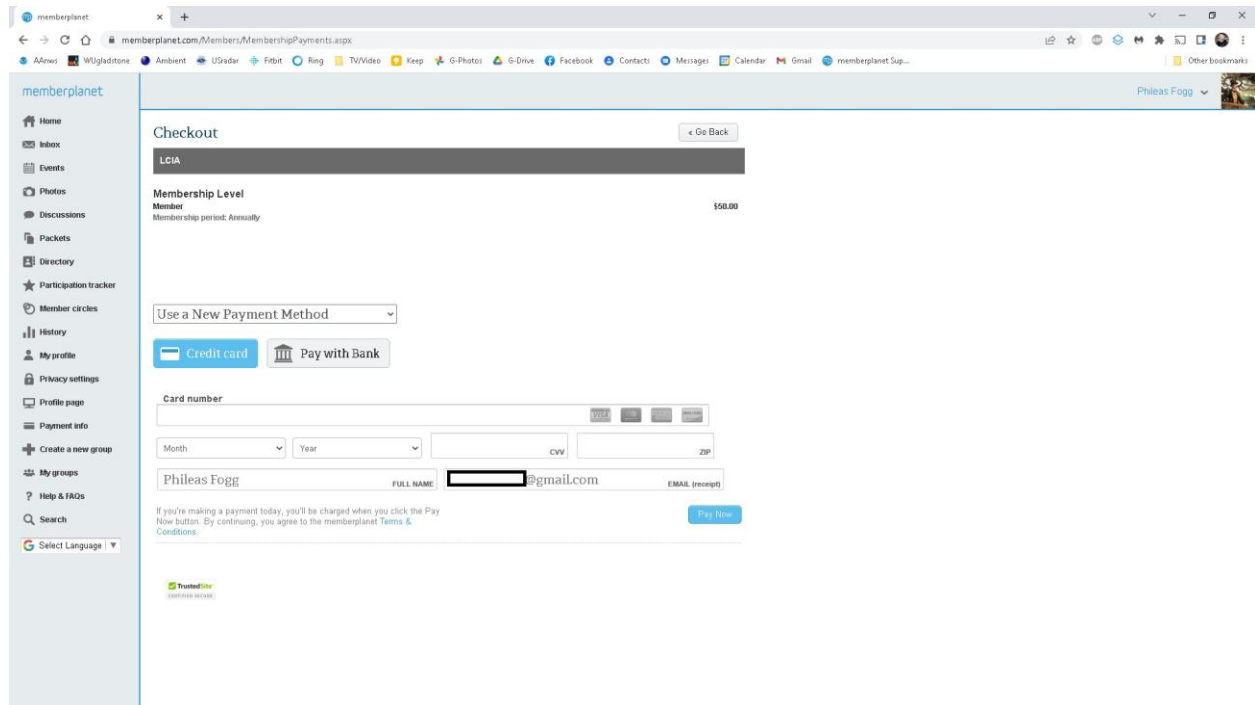
Date	Amount	Status	
7/1/2022	\$50.00	Scheduled	Pay now

1 records [View](#) [Next](#)

25 per page [Go](#) page 1 of 1 | jump to page [Go](#)

Navigation Sidebar: Home, Inbox, Events, Photos, Discussions, Packets, Directory, Participation tracker, Member circles, History, My profile, Privacy settings, Profile page, Payment info, Create a new group, My groups, Help & FAQs, Search, Select Language

This is the payment screen. Members can store one or more payment methods and choose a method from this screen. You can also enter your credit card or bank routing number and account number to process a secure payment.



And that's it! You will receive a confirmation e-mail that regarding your payment, and you will notice that your expiration date has been extended by one year.

If you would like to renew your membership for more than one year, simply repeat this process.